

TEXAS EDUCATION AGENCY

2016 Accountability Summary

GODLEY H S (126911001) - GODLEY ISD

Accountability Rating

Met Standard

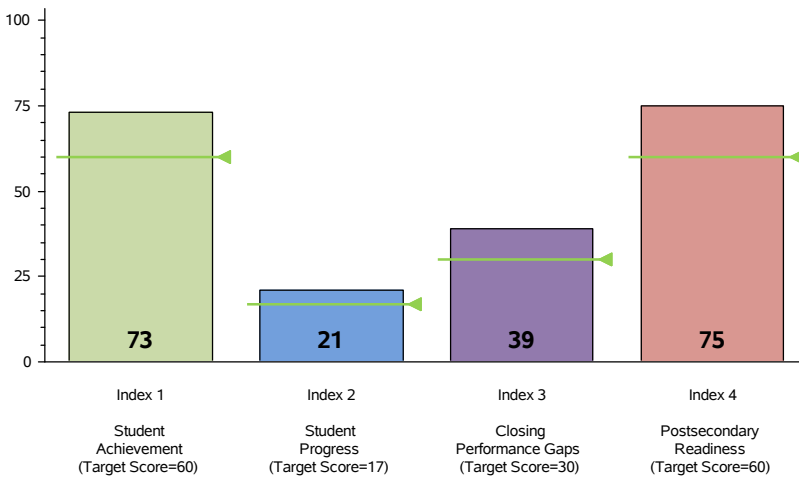
Met Standards on	Did Not Meet Standards on
<ul style="list-style-type: none"> - Student Achievement - Student Progress - Closing Performance Gaps - Postsecondary Readiness 	<ul style="list-style-type: none"> - NONE
In 2016, to receive a Met Standard or Met Alternative Standard rating, districts and campuses must meet targets on three indexes: Index 1 or Index 2 and Index 3 and Index 4.	

Distinction Designation



Academic Achievement in ELA/Reading	NO DISTINCTION EARNED
Academic Achievement in Mathematics	DISTINCTION EARNED
Academic Achievement in Science	DISTINCTION EARNED
Academic Achievement in Social Studies	DISTINCTION EARNED
Top 25 Percent Student Progress	NO DISTINCTION EARNED
Top 25 Percent Closing Performance Gaps	NO DISTINCTION EARNED
Postsecondary Readiness	NO DISTINCTION EARNED

Performance Index Report



Performance Index Summary

Index	Points Earned	Maximum Points	Index Score
1 - Student Achievement	500	687	73
2 - Student Progress	171	800	21
3 - Closing Performance Gaps	315	800	39
4 - Postsecondary Readiness			
STAAR Score	12.1		
Graduation Rate Score	24.7		
Graduation Plan Score	22.5		
Postsecondary Component Score	16.0		75

Campus Demographics

Campus Type	High School
Campus Size	487 Students
Grade Span	09 - 12
Percent Economically Disadvantaged	47.0
Percent English Language Learners	4.3
Mobility Rate	17.4

System Safeguards

Number and Percentage of Indicators Met	
Performance Rates	12 out of 18 = 67%
Participation Rates	10 out of 10 = 100%
Graduation Rates	3 out of 3 = 100%
Total	25 out of 31 = 81%

For further information about this report, please see the Performance Reporting Division website at <https://rptsvr1.tea.texas.gov/perfreport/account/2016/index.html>

TEXAS EDUCATION AGENCY
2016 Accountability Summary
 GODLEY MIDDLE (126911041) - GODLEY ISD

Accountability Rating

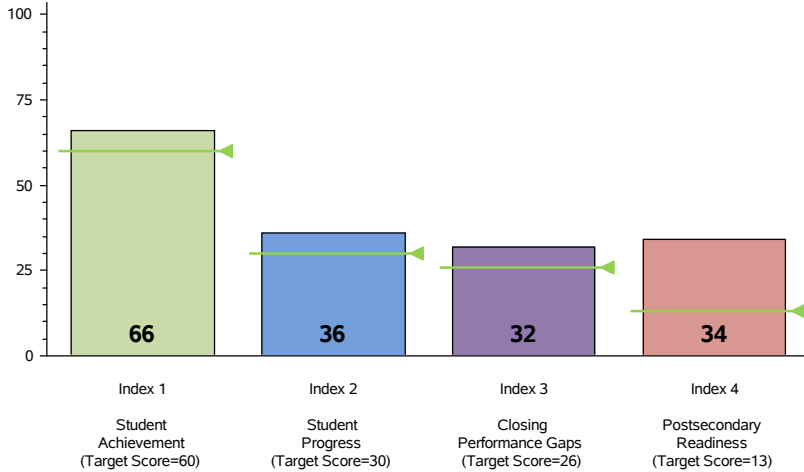
Met Standard

Met Standards on	Did Not Meet Standards on
<ul style="list-style-type: none"> - Student Achievement - Student Progress - Closing Performance Gaps - Postsecondary Readiness 	<ul style="list-style-type: none"> - NONE
In 2016, to receive a Met Standard or Met Alternative Standard rating, districts and campuses must meet targets on three indexes: Index 1 or Index 2 and Index 3 and Index 4.	

Distinction Designation

Academic Achievement in ELA/Reading
NO DISTINCTION EARNED
Academic Achievement in Mathematics
NO DISTINCTION EARNED
Academic Achievement in Science
NO DISTINCTION EARNED
Academic Achievement in Social Studies
NO DISTINCTION EARNED
Top 25 Percent Student Progress
NO DISTINCTION EARNED
Top 25 Percent Closing Performance Gaps
NO DISTINCTION EARNED
Postsecondary Readiness
NO DISTINCTION EARNED

Performance Index Report



Campus Demographics

Campus Type	Middle School
Campus Size	279 Students
Grade Span	07 - 08
Percent Economically Disadvantaged	54.8
Percent English Language Learners	6.5
Mobility Rate	16.3

Performance Index Summary

Index	Points Earned	Maximum Points	Index Score
1 - Student Achievement	611	921	66
2 - Student Progress	361	1,000	36
3 - Closing Performance Gaps	639	2,000	32
4 - Postsecondary Readiness			
STAAR Score	34.3		
Graduation Rate Score	N/A		
Graduation Plan Score	N/A		
Postsecondary Component Score	N/A		34

System Safeguards

Number and Percentage of Indicators Met	
Performance Rates	12 out of 22 = 55%
Participation Rates	10 out of 10 = 100%
Graduation Rates	N/A
Total	22 out of 32 = 69%

For further information about this report, please see the Performance Reporting Division website at <https://rptsvr1.tea.texas.gov/perfreport/account/2016/index.html>

TEXAS EDUCATION AGENCY

2016 Accountability Summary

GODLEY INT (126911042) - GODLEY ISD

Accountability Rating

Met Standard

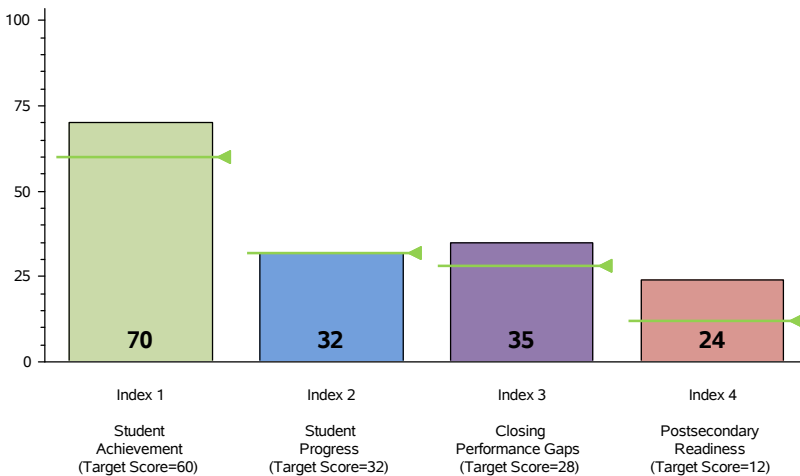
Met Standards on	Did Not Meet Standards on
<ul style="list-style-type: none"> - Student Achievement - Student Progress - Closing Performance Gaps - Postsecondary Readiness 	<ul style="list-style-type: none"> - NONE

In 2016, to receive a Met Standard or Met Alternative Standard rating, districts and campuses must meet targets on three indexes: Index 1 or Index 2 and Index 3 and Index 4.

Distinction Designation

Academic Achievement in ELA/Reading
NO DISTINCTION EARNED
Academic Achievement in Mathematics
NO DISTINCTION EARNED
Academic Achievement in Science
NO DISTINCTION EARNED
Academic Achievement in Social Studies
NOT ELIGIBLE
Top 25 Percent Student Progress
NO DISTINCTION EARNED
Top 25 Percent Closing Performance Gaps
NO DISTINCTION EARNED
Postsecondary Readiness
NO DISTINCTION EARNED

Performance Index Report



Campus Demographics

Campus Type	Elementary
Campus Size	416 Students
Grade Span	04 - 06
Percent Economically Disadvantaged	59.1
Percent English Language Learners	11.5
Mobility Rate	16.0

Performance Index Summary

Index	Points Earned	Maximum Points	Index Score
1 - Student Achievement	739	1,052	70
2 - Student Progress	315	1,000	32
3 - Closing Performance Gaps	489	1,400	35
4 - Postsecondary Readiness			
STAAR Score	24.3		
Graduation Rate Score	N/A		
Graduation Plan Score	N/A		
Postsecondary Component Score	N/A		24

System Safeguards

Number and Percentage of Indicators Met	
Performance Rates	14 out of 19 = 74%
Participation Rates	12 out of 12 = 100%
Graduation Rates	N/A
Total	26 out of 31 = 84%

For further information about this report, please see the Performance Reporting Division website at <https://rptsvr1.tea.texas.gov/perfreport/account/2016/index.html>

TEXAS EDUCATION AGENCY

2016 Accountability Summary

GODLEY EL (126911101) - GODLEY ISD

Accountability Rating

Met Standard

Met Standards on	Did Not Meet Standards on
<ul style="list-style-type: none"> - Student Achievement - Student Progress - Closing Performance Gaps - Postsecondary Readiness 	<ul style="list-style-type: none"> - NONE

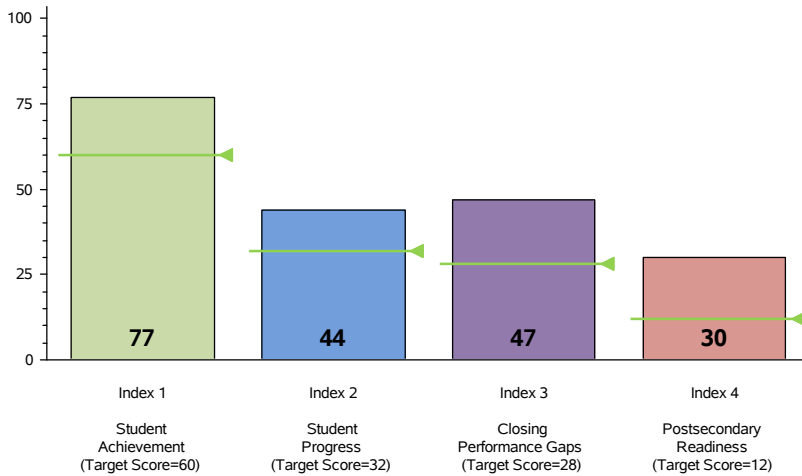
In 2016, to receive a Met Standard or Met Alternative Standard rating, districts and campuses must meet targets on three indexes: Index 1 or Index 2 and Index 3 and Index 4.

Distinction Designation



Academic Achievement in ELA/Reading
NO DISTINCTION EARNED
Academic Achievement in Mathematics
DISTINCTION EARNED
Academic Achievement in Science
NOT ELIGIBLE
Academic Achievement in Social Studies
NOT ELIGIBLE
Top 25 Percent Student Progress
NO DISTINCTION EARNED
Top 25 Percent Closing Performance Gaps
DISTINCTION EARNED
Postsecondary Readiness
NO DISTINCTION EARNED

Performance Index Report



Campus Demographics

Campus Type	Elementary
Campus Size	583 Students
Grade Span	EE - 03
Percent Economically Disadvantaged	64.0
Percent English Language Learners	15.4
Mobility Rate	18.0

Performance Index Summary

Index	Points Earned	Maximum Points	Index Score
1 - Student Achievement	176	228	77
2 - Student Progress	88	200	44
3 - Closing Performance Gaps	375	800	47
4 - Postsecondary Readiness			
STAAR Score	29.5		
Graduation Rate Score	N/A		
Graduation Plan Score	N/A		
Postsecondary Component Score	N/A		30

System Safeguards

Number and Percentage of Indicators Met	
Performance Rates	8 out of 8 = 100%
Participation Rates	8 out of 8 = 100%
Graduation Rates	N/A
Total	16 out of 16 = 100%

For further information about this report, please see the Performance Reporting Division website at <https://rptsvr1.tea.texas.gov/perfreport/account/2016/index.html>